

CRJ200 & SF340 FREIGHTER

PRESENTATION



The chain that holds

Airest AS

Majaka str. 26, 11412,
Tallinn, Estonia

Phone +372 605 1230

Fax +372 605 1256

info@airest.aero

www.airest.aero



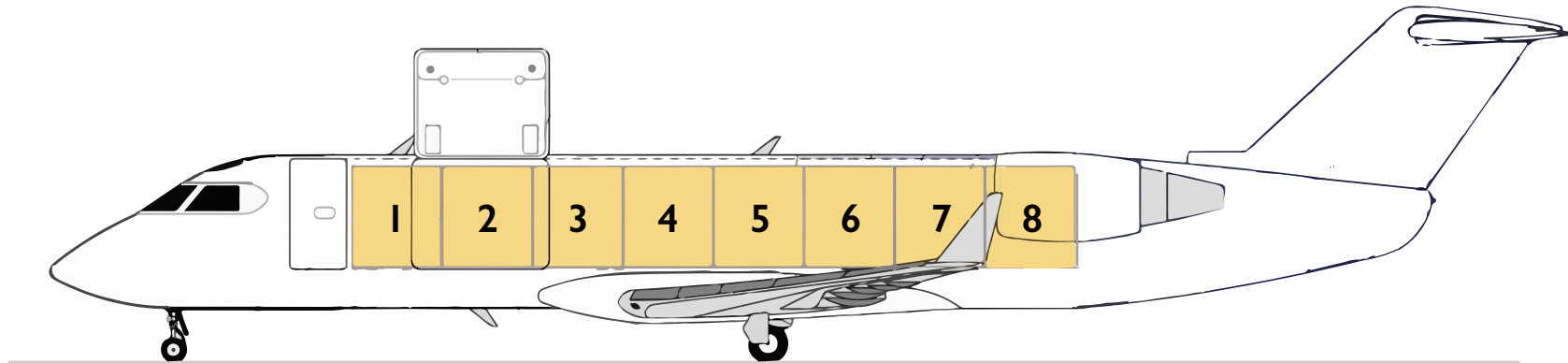
Operated by **AIREST**
The chain that holds



ES-LCA

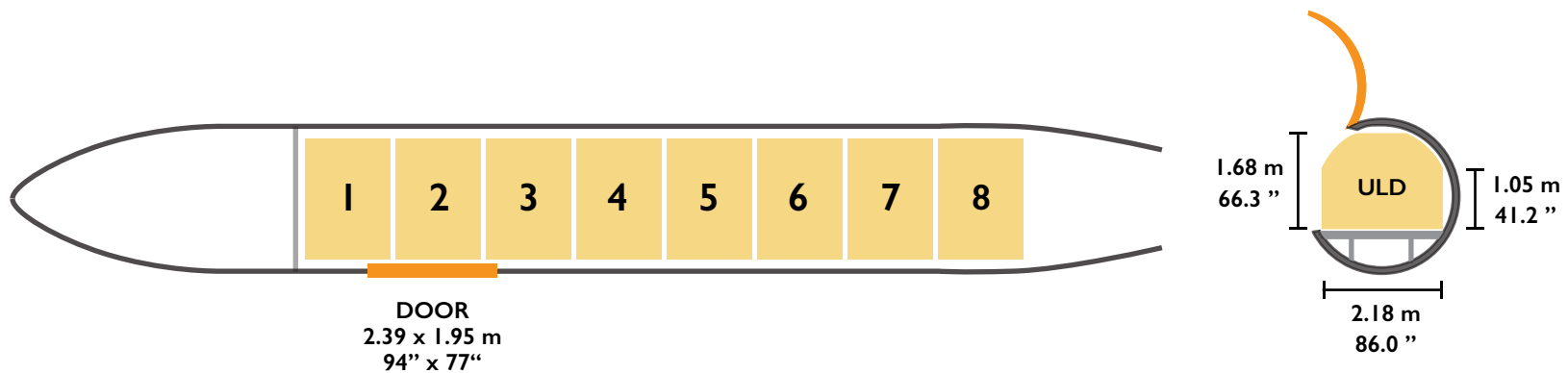
BOMBARDIER CRJ200 SF

- **CRJ200 SF is a passenger to freighter conversion** with a large cargo door
- **Large cargo door** is with a width of **94 x 77 inch (2.39 x 1.95 m)**
- Aircraft is possible to equip with a configuration of **8 ULD's**
- **2 different ULD designs / 1 pallet available.** Additional options possible.



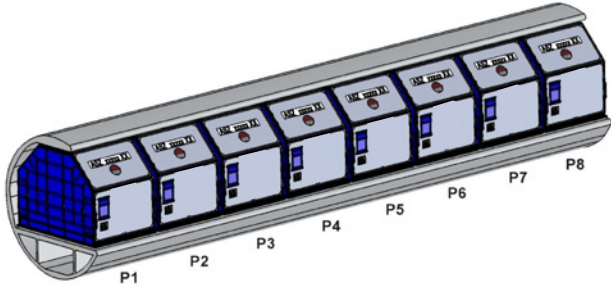
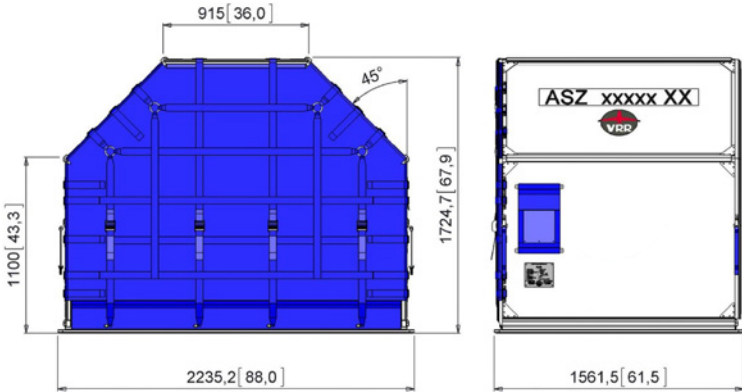
ULD/LOADING OPTIONS

- **8 PSA** netted pallets can accommodate at least **41.1m³** of cargo
- **8 ASZ** container can accommodate up to **38.4m³** of cargo
- **8 LSY** container can accommodate up to **35.2m³** of cargo
- **8 mixed** positions of ASZ / LSY / PSA **or other type of ULD's / pallets**




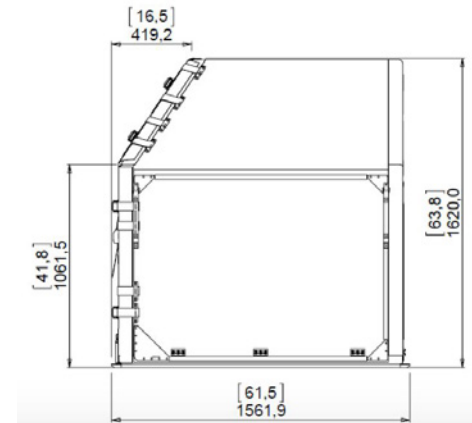
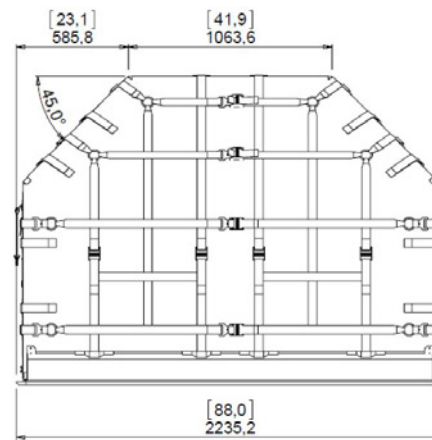
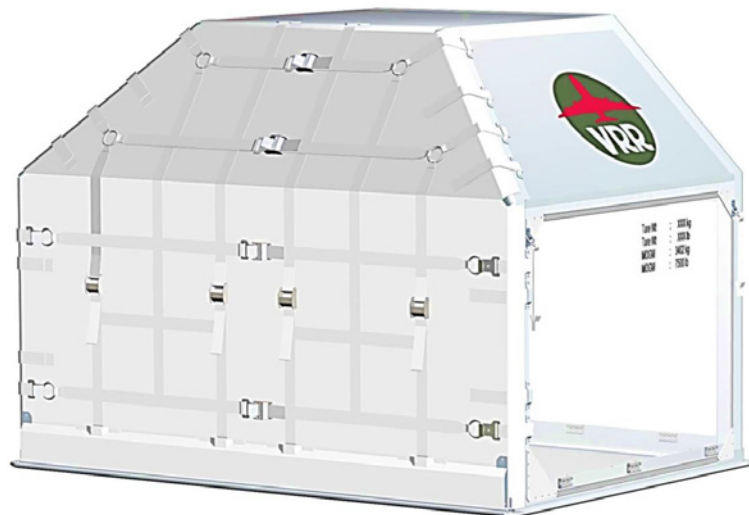
ASZ CONTAINER

8 ASZ full frame containers can accommodate up to **38.4 m³** of cargo.



LSY CONTAINER IN CRJ200 SF

8 LSY containers can accommodate up to **35.2 m³** of cargo.



PSA PALLET

- **More available cargo space** with PSA pallet
- Allows **easier build-up** of pallet
- **Tare weight: 46 kg**
- **Max operational gross** for CRJ200 SF: 907 kg (on 3 positions P4-P6 805 kg)



WEIGHTS AND VOLUMES

Weights

	ER	LR
MTW*	Up to 51,250 lb Max (23,247 kg)	Up to 53,250 lb Max (24,154 kg)
MTOW*	Up to 51,000 lb Max (23,133 kg)	Up to 53,000 lb Max (24,041 kg)
MZFW*	Up to 44,000 lb Max (19,958 kg)	Up to 44,000 lb Max (19,958 kg)
MLW*	Up to 47,000 lb Max (21,319 kg)	Up to 47,000 lb Max (21,319 kg)
BEW**	29,426 lb (13,347 kg)	29,426 lb (13,347 kg)
Total Aircraft Payload***	Up to 14,574 lb Max (6,611 kg)	Up to 14,574 lb Max (6,611 kg)
Fuel Capacity****	14,305 lb (6,489 kg)	14,305 lb (6,489 kg)

Main Deck Usable Volume

8 ASZ Containers 61.5" x 88" x 67.9"H *****	1,356 ft ³ (38.4 m³)
8 Pallets (EST) 61.5" x 88" x 67.25"H *****	1,452 ft ³ (41.1 m³)

* Aircraft as-delivered weights

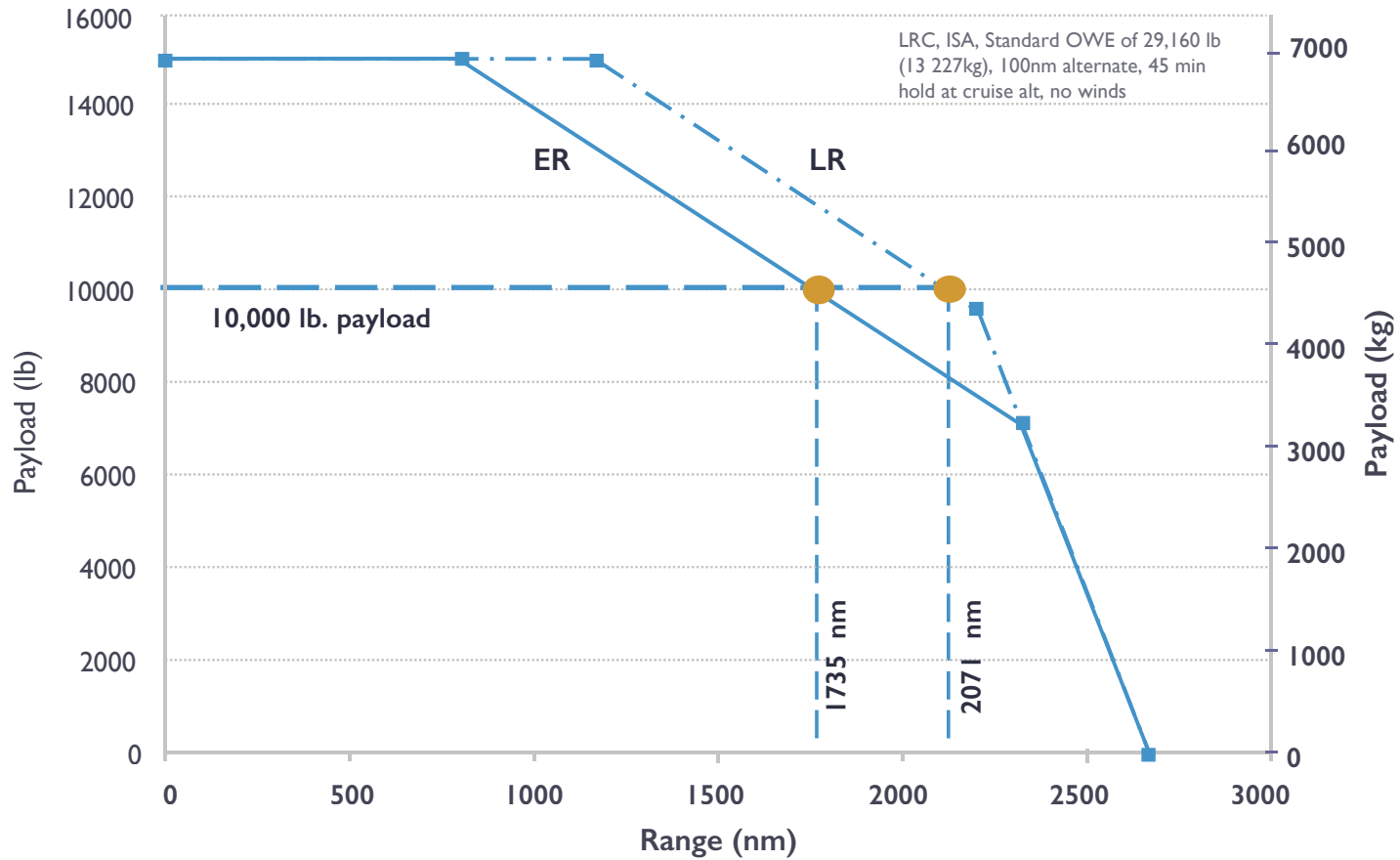
** Typical BEW after conversion for standard conversion configuration. Actual BEW depends on original aircraft configuration and options selected during conversion.

*** Max Aircraft Payload, depends on aircraft BEW plus operation items and MZFW, Total Main Deck Payload estimates only Aircraft Requires ballast when flying empty, this might impact revenue payload

**** Floor board to finished ceiling height is 71.38"

**** Top of CLS to finished ceiling height is 69.63"

CRJ200 SF PAYLOAD AND RANGE





BOMBARDIER
CRJ200

SAAB 340

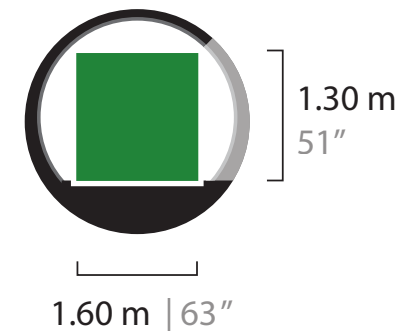

LEJ

||

SAAB SF340 FREIGHTER

- 7 PSA netted pallets can accommodate at least **35.8 m³** of cargo

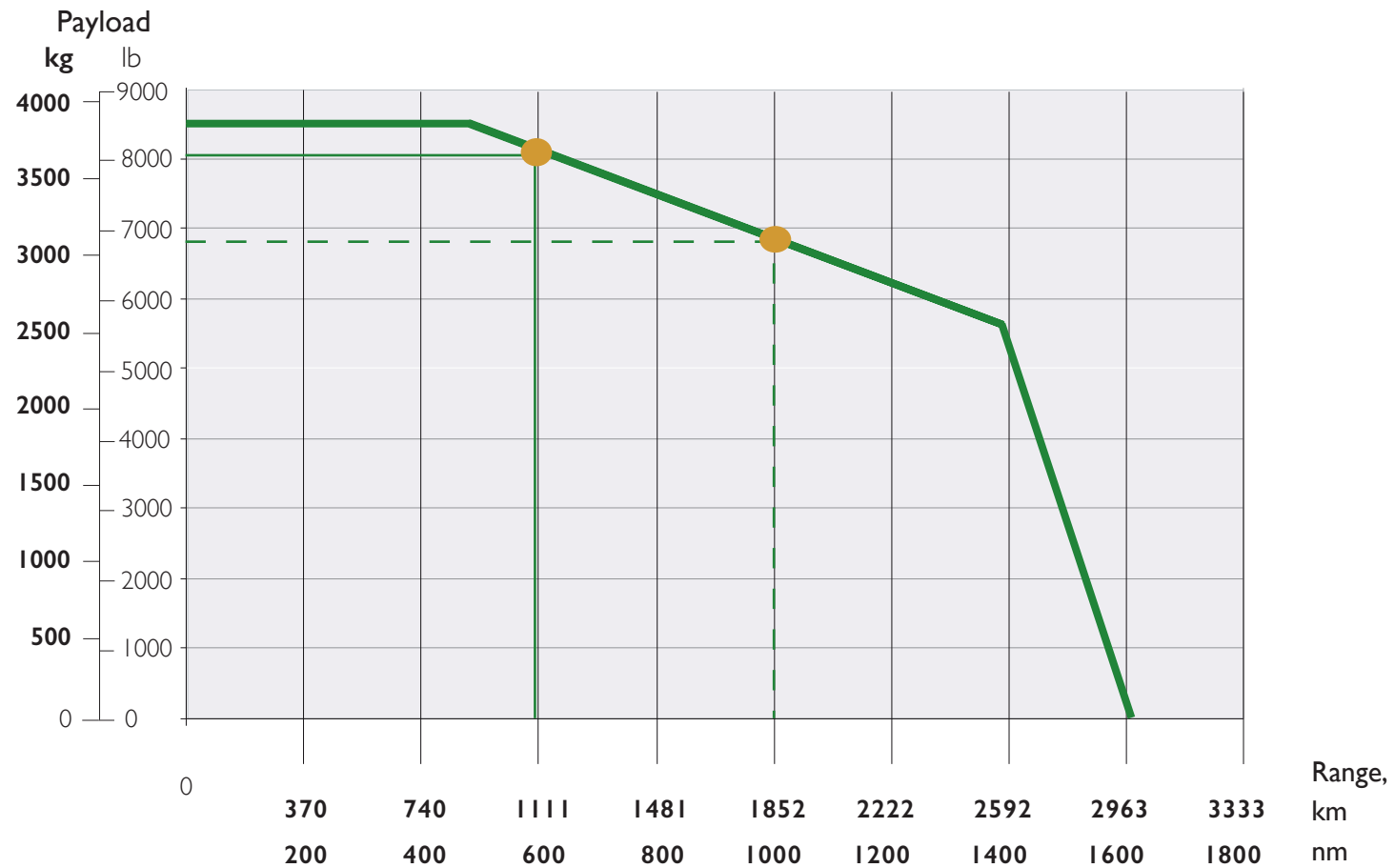
	Length		Volume		Floor load limits	
Section A	6 ft 11 in	2.1 m	75 ft ³	2.1 m³	75 lb/ft ²	365 kg/m²
Section B	25 ft 10 in	7.9 m	864 ft ³	24.3 m³	100/150* lb/ft ²	485/730* kg/m²
Section C	10 ft 5 in	3.2 m	331 ft ³	9.4 m³	150 lb/ft ²	730 kg/m²
Total floor	43 ft 2 in	13.2 m	1270 ft ³	35.8 m³	*using spreaders as per 340 cargo WBM	



- Maximum payload **3,8 tonnes**
- Maximum range **1685 km**
- High cruise speed **525 km/h**
- Cargo door **1,35 x 1,30 m**
- **35,8 m³** main deck volume
- **13,2 x 1,6 m** floor space
- Floor load up to **730 kg/m²**



SF340 PAYLOAD AND RANGE





CONTACTS



Airest AS

Majaka str. 26, 11412 Tallinn, Estonia

Phone +372 605 1230

Fax +372 605 1256

info@airest.aero

www.airest.aero

The chain that holds